

3FM225D-X 6V 225Ah(10hr)

The rechargeable batteries are lead-lead dioxide systems. The dilute sulfuric acid electrolyte is absorbed by separators and plates and thus immobilized. Should the battery be accidentally overcharged producing hydrogen and oxygen, special one-way valves allow the gases to escape thus avoiding excessive pressure build-up. Otherwise, the battery is completely sealed and is, therefore, maintenance-free, leak proof and usable in any position.

Battery Construction

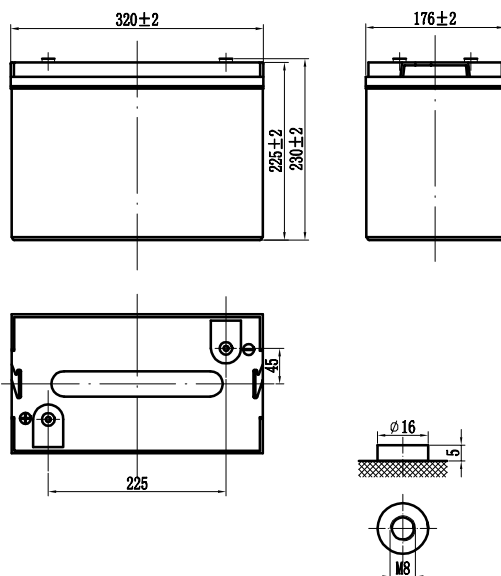
Component	Positive plate	Negative plate	Container	Cover	Safety valve	Terminal	Separator	Electrolyte
Raw material	Lead dioxide	Lead	ABS	ABS	Rubber	Pb	Fiberglass	Sulfuric acid

General Features

- Absorbent Glass Mat (AGM) technology for efficient gas recombination of up to 99% and freedom from electrolyte maintenance or water adding.
- Not restricted for air transport-complies with IATA/ICAO Special Provision A67.
- UL-recognized component.
- Can be mounted in any orientation.
- Computer designed lead, calcium tin alloy grid for high power density.
- Long service life, float or cyclic applications.
- Maintenance-free operation.
- Low self discharge.

Dimensions and Weight

Length(mm / inch)	320 / 12.6
Width(mm / inch)	176 / 6.93
Height(mm / inch)	225 / 8.86
Total Height(mm / inch)	230 / 9.06
Approx. Weight(Kg / lbs)	30.5 / 67.2



Performance Characteristics

Nominal Voltage	6V
Number of cell	3
Design Life	10 years
Nominal Capacity 77°F(25°C)	
10 hour rate (22.5A, 5.4V)	225Ah
5 hour rate (39.2A, 5.25V)	196Ah
1 hour rate (147A, 4.80V)	147Ah
Internal Resistance	
Fully Charged battery 77°F(25°C)	3.2mOhms
Self-Discharge	
3% of capacity declined per month at 20°C(average)	
Operating Temperature Range	
Discharge	-20~60°C
Charge	-10~60°C
Storage	-20~60°C
Max. Discharge Current 77°F(25°C)	1000A(5s)
Short Circuit Current	3800A
Charge Methods: Constant Voltage Charge 77°F(25°C)	
Cycle use	2.30-2.35VPC
Maximum charging current	67.5A
Temperature compensation	-30mV/°C
Standby use	2.23-2.27VPC
Temperature compensation	-20mV/°C

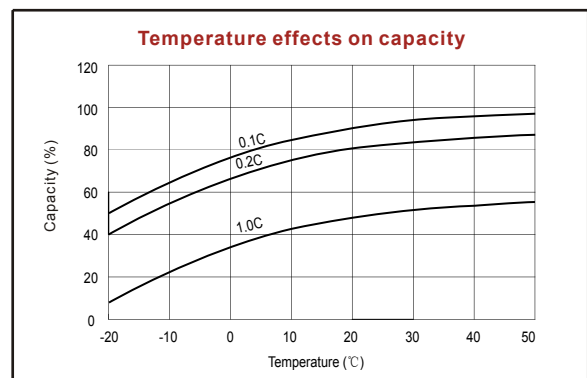
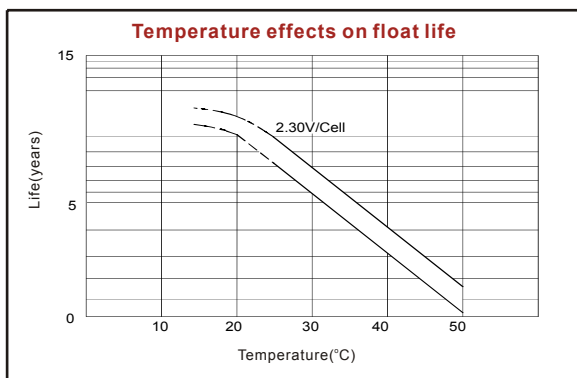
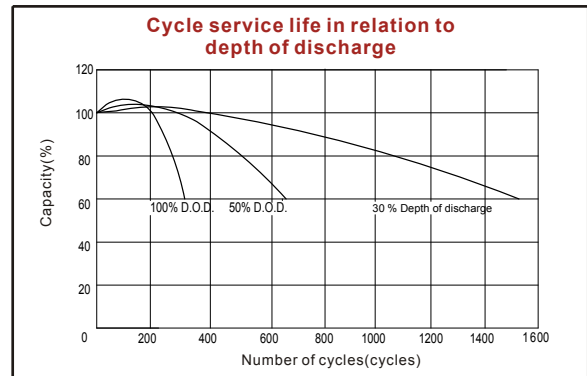
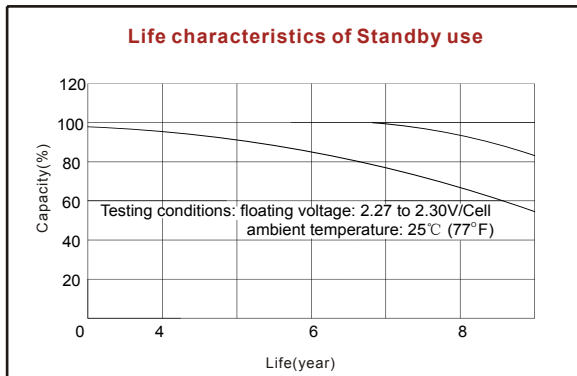
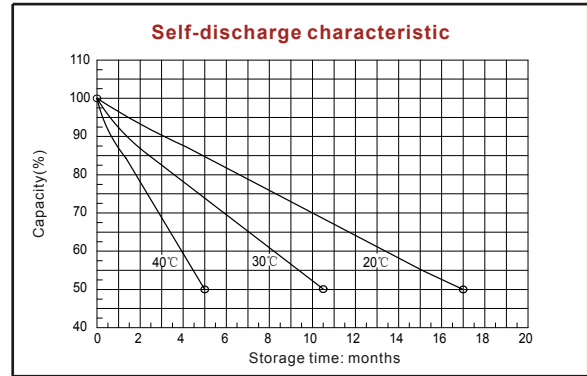
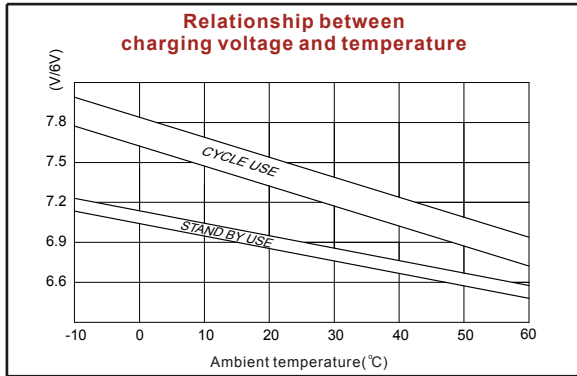
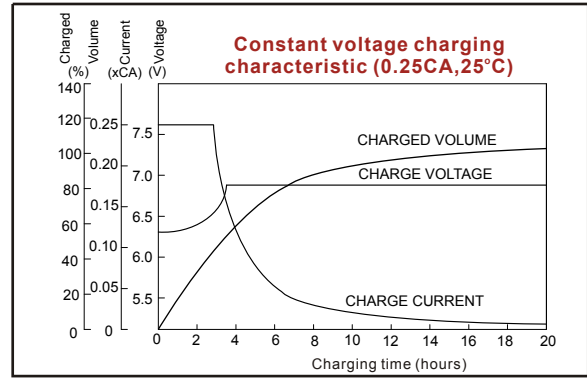
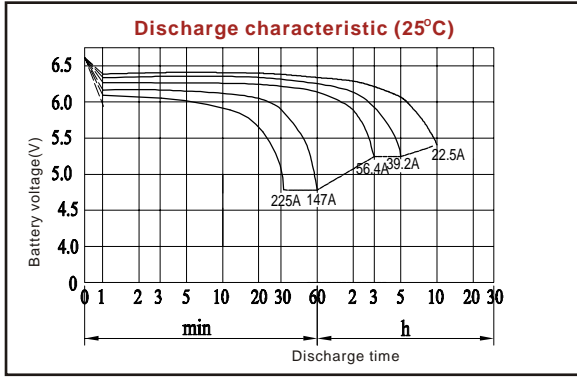
Discharge Constant Current (Amperes at 77°F25°C)

End Point Volts/Cell	30min	1h	3h	5h	10h	20h
1.60V	224	147	58.8	41.2	23.0	11.9
1.65V	217	144	57.6	40.7	22.9	11.8
1.70V	209	141	56.4	40.0	22.8	11.7
1.75V	200	138	55.2	39.2	22.7	11.6
1.80V	192	134	53.6	38.3	22.5	11.5

Discharge Constant Power (Watts at 77°F25°C)

End Point Volts/Cell	30min	45min	1h	2h	3h	5h
1.60V	435	320	273	162	114	80.1
1.65V	419	315	269	159	113	79.5
1.70V	405	309	263	155	111	78.9
1.75V	388	302	258	152	110	78.9
1.80V	372	296	252	147	108	78.3

(Note)The above characteristics data are average values obtained within three charge/discharge cycles not the minimum values.



ISO9001:2000

MH25860

G4M19906-9202-E-16

Shenzhen Center Power Tech. Co., Ltd.
 Center Power Industrial Park, Tongfu Industrial District Dapeng Town, 518120 Shenzhen, China
 Tel: (+86-755) 8431 8088 Fax: (+86-755) 8431 8038 E-mail: sales@vision-batt.com

www.vision-batt.com